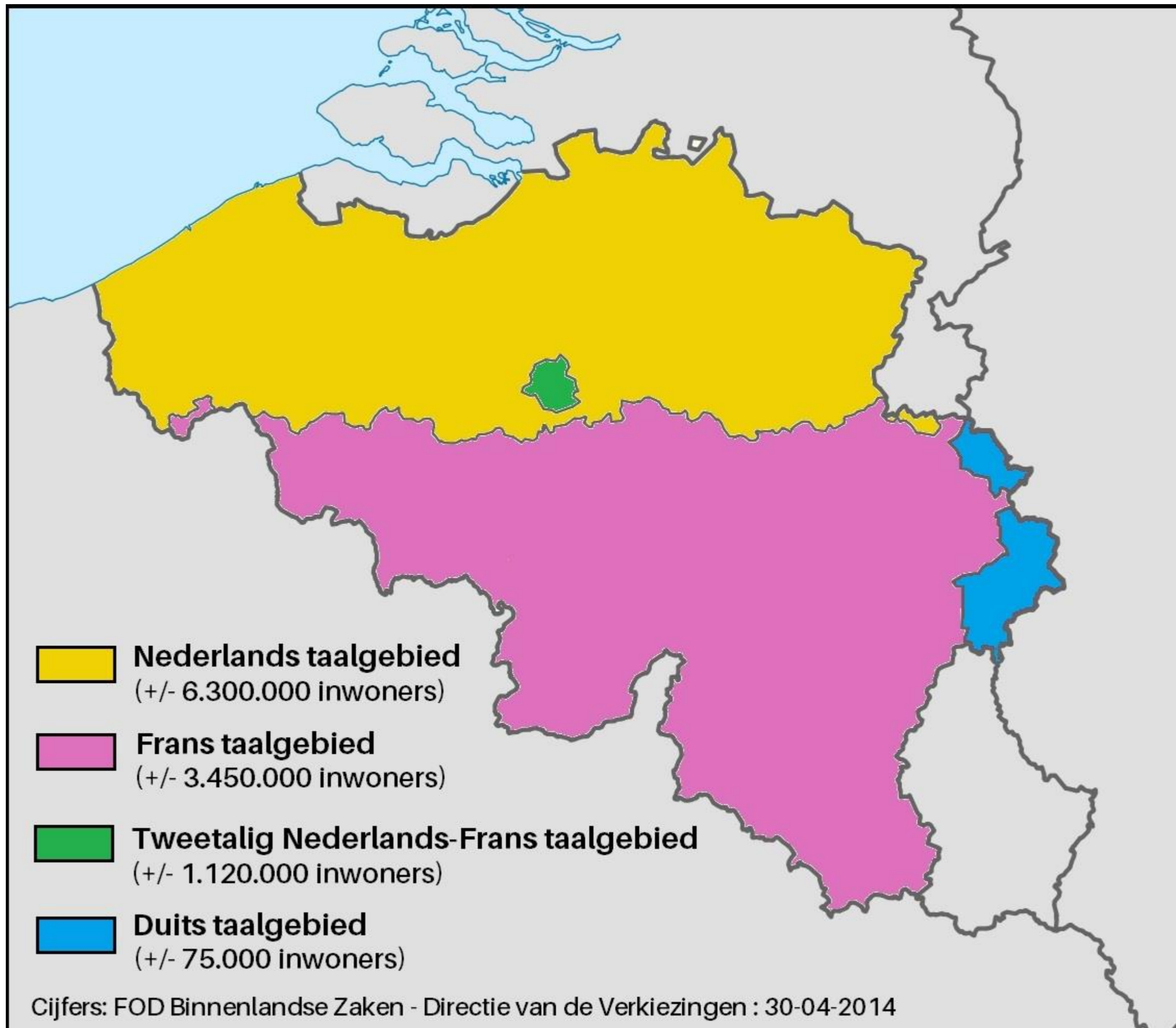




**UNIVERSITEIT
GENT**

TEASER DUTCH

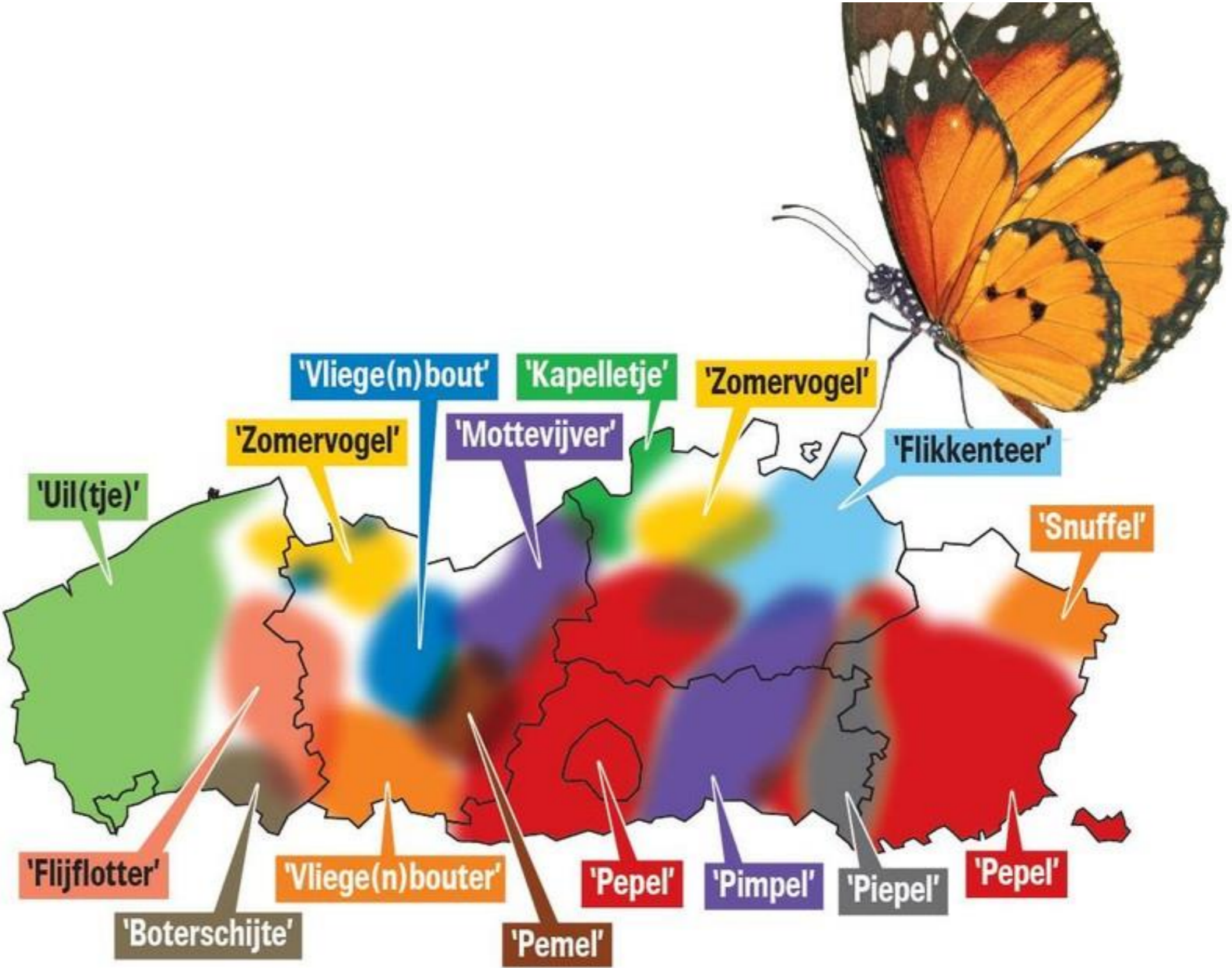
iWISE of the Faculty of Engineering and Architecture



STANDARD DUTCH



DIALECTS




GHENT DIALECT




KENNISMAKING MET


Mick



Fien



THE FIRST TIME WE MET – EERSTE ONTMOETING




Hallo, ik ben Fien. Wie ben jij?
Hi, I'm Fien! Who are you?

Hoe gaat het?
How are you?


Ook goed.
I'm fine too.

Goedemorgen, mijn naam
is Mick.
*Good morning, my name is
Mick.*

Goed. En met jou?
I'm fine. And you?



THE FIRST TIME WE MET – EERSTE ONTMOETING




Ik kom uit Duitsland. Uit welk
land kom jij?


*I'm from Germany. Where are you
from?*

Ik kom uit Frankrijk.

I'm from France.



THE FIRST TIME WE MET – EERSTE ONTMOETING




Ik studeer Civil Engineering. En jij?
I study Civil Engineering. And you?

Leuk je te ontmoeten!
Nice to meet you!

Wat studeer jij?
What do you study?

Ik studeer Computer Science.
I study Computer Science.

Jou ook!
You too!



KENNISMAKING - GETTING TO KNOW EACH OTHER

good morning, good afternoon, good evening, hi

Standard Dutch

goedendag, goedemorgen,
goedemiddag, goedenavond

Intermediate/informal

hallo, hey, hoi

KENNISMAKING - GETTING TO KNOW EACH OTHER

My name is/ I am

Standard Dutch

ik ben, ik heet, mijn naam is

Intermediate/informal

Ik noem

KENNISMAKING - GETTING TO KNOW EACH OTHER

I am from

Standard Dutch

ik kom uit

Intermediate/informal

ik ben van

KENNISMAKING - GETTING TO KNOW EACH OTHER

I study

Standard Dutch

ik studeer

Intermediate/informal

ik doe

KENNISMAKING - GETTING TO KNOW EACH OTHER

Nice to meet you

Standard Dutch

leuk je te ontmoeten

Intermediate/informal

wijs om je te leren kennen



KENNISMAKING - GETTING TO KNOW EACH OTHER

You too!

Standard Dutch

Jou ook!

Intermediate/informal

Gij ook!

YOUR TURN! PRESENT YOURSELF TO YOUR NEIGHBOUR



Goedemorgen/goedendag

Good morning, hi!

Mijn naam is ...

My name is ...

Ik kom uit ...

I am from ...

Ik studeer ...

I study.....

Leuk je te ontmoeten!

Nice to meet you!

Hallo/hey/hoi

Hi!



Jou ook!

You too!

YOUR TURN! LISTENING EXERCISE





<https://forms.office.com/e/a34S4tKBbp?origin=IprLink>

WIL JE GRAAG ...? – WOULD YOU LIKE TO ... ?

Wil je graag iets gaan drinken op café?

Would you like to go to a pub?


Euhm ...



WIL JE GRAAG ...? – WOULD YOU LIKE TO ...?

Of wil je graag naar de cinema?
Or would you like to go to the cinema?

Misschien ...
Maybe...





cinema (Kinepolis)

WIL JE GRAAG ...? – WOULD YOU LIKE TO ... ?

Of wil je iets gaan eten in een restaurant?
Or would you like to go to dinner in a restaurant?

'k Weet het niet ...
Not sure...



restaurant (Amadeus – spare ribs)



WIL JE GRAAG ...? – WOULD YOU LIKE TO ...?

Of wil je lunchen in De Brug?
Or have lunch at De Brug?

Wat is De Brug?
What is De Brug?

Dat is het studentenrestaurant.
That's the student restaurant.


Ja! Dat klinkt goed.
Yes, that sounds perfect to me.




Student restaurant - Resto De Brug)

HOE GERAAK IK DAAR - HOW DO I GET THERE?

Hoe geraak ik daar?
How do I get there?



Verlaat het gebouw.
Leave the building.



Sla rechtsaf.
Turn right.



Ga rechtdoor tot de Sint-Pietersnieuwstraat.
Go straight on till Sint-Pietersnieuwstraat.



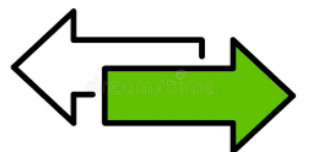
Ga naar rechts voor enkele meters.
Turn right for a couple of meters.



Steek de straat over.
Cross the street.



Resto De Brug bevindt zich recht voor je.
Resto De Brug is right in front of you.



DE WEG VINDEN – FINDING THE WAY

ga

links

rechts

rechtdoor

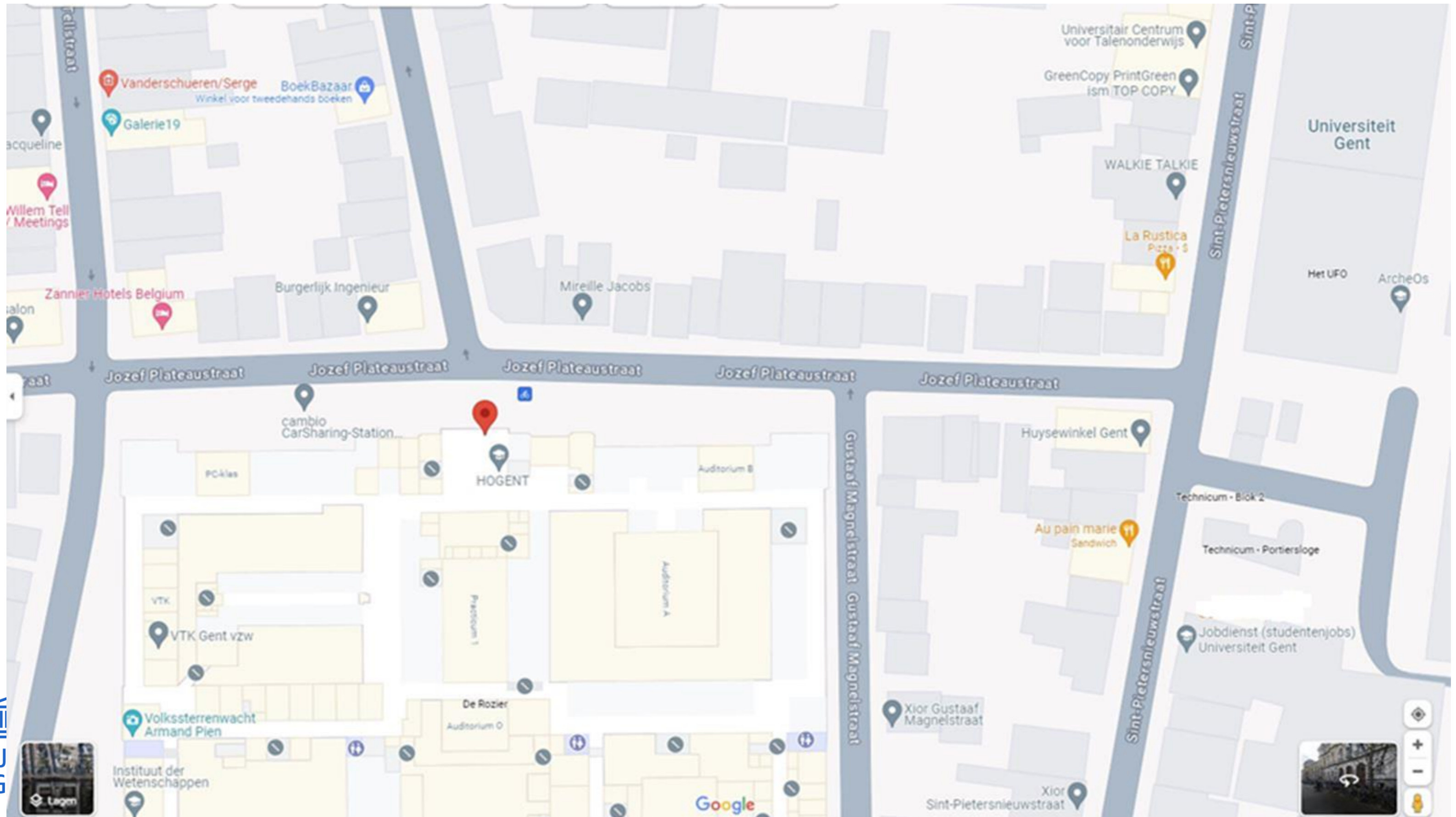
afslaan

oversteken

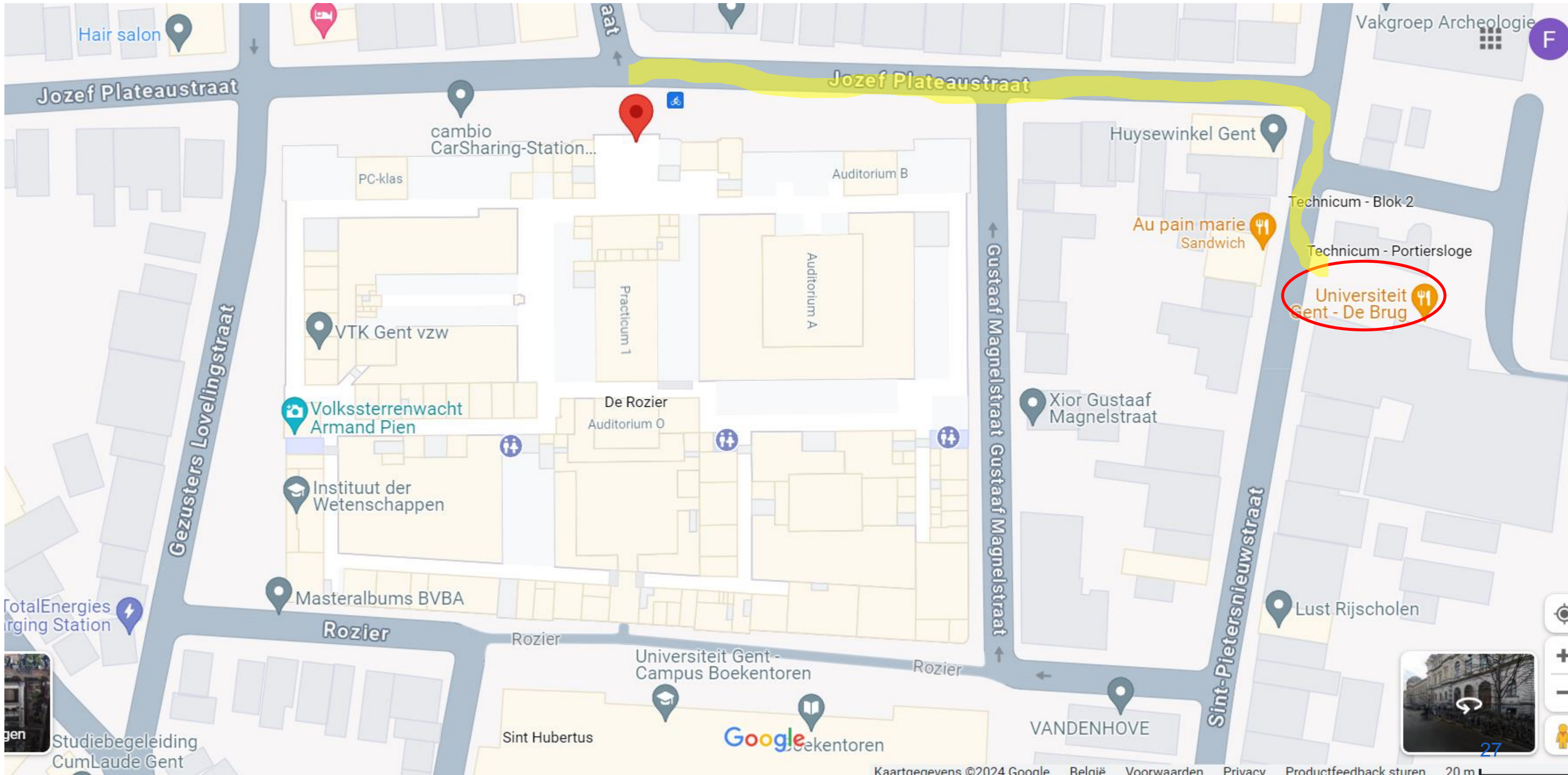
YOUR TURN – FINDING THE WAY

Listen to the road description and find your way to Resto De Brug. Indicate the location on the map.

YOUR TURN – FINDING THE WAY




YOUR TURN – FINDING THE WAY - KEY




BYE! SALUUTJES!

Tot vanmiddag dan!
See you this afternoon then!



Oké, tot straks!
Ok, see you soon!



BYE! SALUUTJES!

Standard Dutch

tot straks – see you soon

tot vanavond – see you tonight

tot morgen – see you tomorrow

dag - bye

Intermediate/informal

salut - bye

saluutjes - bye

doei - bye

jow - bye

YOUR TURN – QUIZ

JULLIE BEURT – QUIZ

www.kahoot.it


AND THE WINNER IS .. EN DE WINNAAR IS ..

www.kahoot.it

DANKUWEL!


Dankuwel voor jullie aandacht!

Thank you for your attention!



Saluutjes! Tot de volgende keer!

Bye, see you next time!



Fien Porrez and Mick Deneckere

INTERNATIONAL RELATIONS OFFICER - FEA

E international.ea@ugent.be

T +32 9 264 36 99



Universiteit Gent



@ugent



@ugent



Ghent University

www.ugent.be